

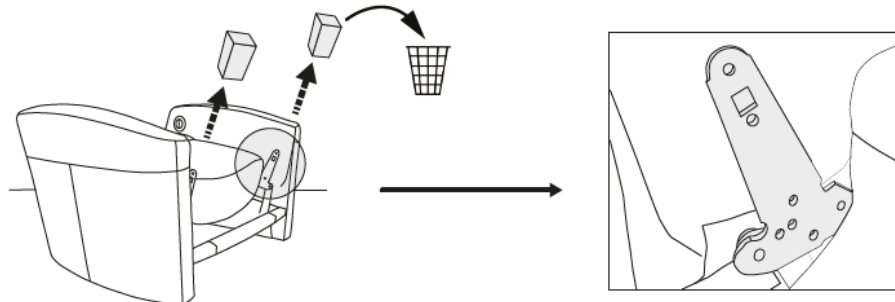
Drake Recliner

Fauteuil inclinable Drake

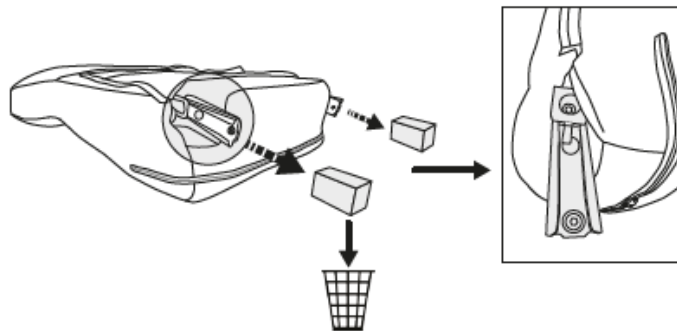
Assembly Instructions / Instructions d'assemblage

URBAN BARN

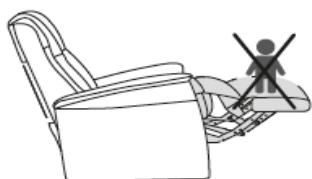
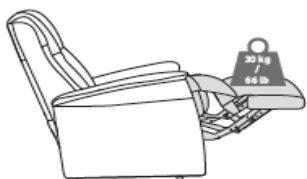
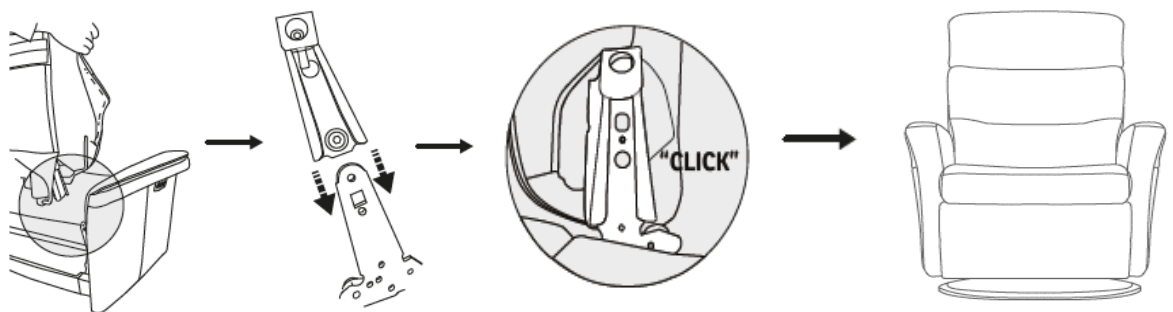
Step 1 Étape 1



Step 2 Étape 2



Step 3 Étape 3



Bolts, screws and knobs can loosen after an extended period. It's important to check and tighten all bolts, screws and knobs periodically. We recommend you do this at least every four (4) months or as needed.

Les boulons, les vis et les boutons peuvent se desserrer avec le temps. Il est important de les vérifier périodiquement et de les resserrer au besoin. Il est recommandé de les vérifier une fois aux quatre (4) mois, ou davantage, si besoin est.

